

TV 411

IN PRINT

issue 28
**Express
Yourself**

in this
issue

**Take the Symmetry Out
of "Asymmetrical" ...
Build Your Vocabulary**
(page 2)

**The Visual Language
of Artists** (page 3)

**Great Pictures
Tell Tales** (page 4)

**Def Poetry Jam on
Broadway** (page 6)

**Meet Kathi Wellington
Dukes, Steelworker
and Writer** (page 8)

**Shape Up Your
Geometry** (page 10)

*"Each
piece of
paper has
a secret."*


log on to learning
www.tv411.org

June Sakamoto, Origami Artist

Build Your Vocabulary

THE BUZZWORD FOR THIS ISSUE IS ASYMMETRICAL.

Asymmetrical (A-sim-MET-tri-cal) is the opposite of symmetrical. Something that is symmetrical means that when it's divided down the middle, both halves are the same. Something that's asymmetrical is not the same on both sides when it's divided down the middle.



Did you know?

Often the prefix *a* at the beginning of a word means *not*. Thus: *atypical* means *not* typical.

1. Circle the items that are **asymmetrical**



f. **A**



g. **G**



FILL IN THE BLANK

Fill in the blank with either **symmetrical** or **asymmetrical**.

- Scientists theorize that people find _____ faces beautiful because uniform features suggest health.
- Emma prefers the look of _____ clothes, such as her dress with one sleeve and her hat with a flower on the left side.
- Tom chipped his tooth, making his once perfect smile _____.
- If it weren't for its damaged wing, the butterfly would be _____.



ALL IN A WORD


Words have a life and a story to tell. The history of a word is called its **ETYMOLOGY** (eh-tim-MOL-uh-gee). It includes facts such as the language where the word originated, when it was first used, and how it has changed. For example, the etymology of the word **symmetry** is the Greek word "symmetros," which means "same measure."



Answers: 1. b, d, g; 2. symmetrical; 3. asymmetrical; 4. asymmetrical; 5. symmetrical

Reading Symbols

A symbol stands for something larger. For example, if you see this object → you recognize the flag right away, but you also know it's more than a flag and that it stands for the entire United States of America.



Symbols, like words, can be read for meaning. They often appear in the paintings you see in museums — or in pictures on a GED test — where they represent something larger — a place, an emotion, an event. If you practice looking for symbols and thinking about them as clues to help you understand what a painting is saying, you'll learn to appreciate art much more.

TRY IT

Certain common symbols that stand for a place or event appear over and over again in paintings. Try matching these common symbols with the place or event they represent:



A. Egypt



B. Muslim countries



C. Eden



D. war



E. escape from slavery

NOW TRY THIS

The pictures below are symbolic details from different works of art. Match each with the emotion it stands for:



A. passion

B. fear



C. loneliness

D. joy

Answers: 1. C, 2. E, 3. A, 4. D, 5. B; 1. B, 2. D, 3. A, 4. C

Reading Art

When you explore a museum, you'll see different kinds of paintings. Some seem familiar and life-like, and are said to be **realistic**. Others seem strange and confusing and are said to be **modern** because they show life in new, unusual ways.

Learning to read both types of art by looking for the painting's **clues** — the symbols the artist has put into the work — will help you appreciate realistic paintings more, and better understand modern paintings. By looking for visual clues and thinking about what the artist is trying to convey, you'll also be practicing skills you need to pass the GED — which includes passages that test your ability to interpret art.

To find the clues and read the painting, focus on:

- the people and/or objects you see
- what is going on
- the “feeling” that the painting conveys

READ THIS

The modern painting below, done in 1921, is by the Spanish artist Pablo Picasso. It's put together with a lot of geometric shapes that don't always seem to match. But if you look closely, you can find clues to what this painting portrays:

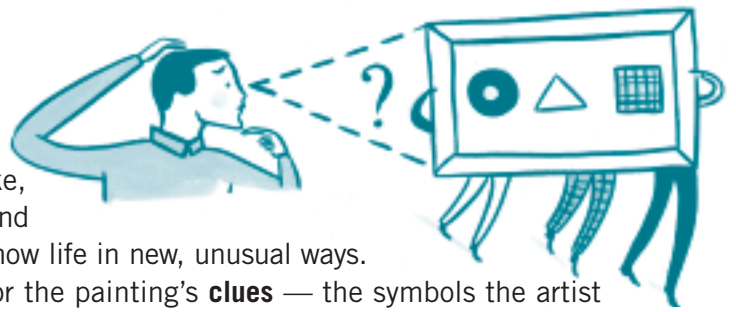


© 2003 Estate of Pablo Picasso/Artist Rights Society (ARS) New York

1. How many people are in the painting?
(HINT: look for the number of pairs of eyes)

2. What are the people doing? (HINT: what object is near or in each person's hands?)

3. What did Picasso call this painting?
- a. *Picnic in Summer*
 - b. *Three Musicians*
 - c. *Family Reunion*



Philadelphia Museum of Art: Gift of Ellen Harrison McMichael in memory of C. Emory McMichael

MORE PRACTICE

The above painting is realistic and was made over 100 years ago by the Irish-born artist Thomas Hovenden. See if you can “read” what the artist is trying to say:

1. Who might the two people in the center be?

2. What does the hat — which the boy is holding — tell you about what's going on?

3. Who might the people in the doorway be and what are they doing?

4. How do all the people in the painting seem to feel?

5. Make up a short title that describes the event shown in the painting:

KEEP PRACTICING


Here's another modern painting, dated 1919, by the French artist Fernand Leger, who lived in Paris. Sometimes he painted landscapes like the one to the right.



© 2003 Artist Rights Society (ARS) New York/ADAGP, Paris

1. Do you think the painting is a country or a city landscape? _____
2. How can you tell? _____
3. Circle the three words that best describe the way the artist envisions this place: calm, noisy, quiet, busy, exciting, dull.

In Leger's painting, you see just parts of things, but you still know what the objects are. Using the painting above, match each part below with the name of the object it represents:




A. factory smokestack

B. metro or subway



C. construction

D. billboard advertisement



E. Eiffel Tower

F. apartment building


Now that you've practiced "reading" works of art ,
visit a museum in your community and
see what you can see!

Answers are on the back cover.

Def Poetry Jam

In episode 28 of TV411, you can catch an excerpt of Russell Simmons's **"Def Poetry Jam on Broadway"**, a show that brought together talented young men and women to perform their poems. In the cast were Chicago-born **Mayda del Valle**, whose *In the Cocina* celebrates her Puerto Rican culture, and *Poetri*, whose poem "Money" is a humorous complaint about being short of cash.

These young artists and many others are part of a rich poetic tradition that is centuries old and has its roots in cultures all over the world. Here, for example, is an excerpt from an African tribal poem, **"The Magnificent Bull"** (Dinka tribe):



My bull is white like the silver fish in the river
white like the shimmering crane bird on the river bank
white like fresh milk!
His roar is like the thunder to the Turkish cannon on the steep shore.
My bull is dark like the raincloud in the storm.
He is like summer and winter.
Half of him is dark like the storm cloud,
half of him is like sunshine.
His back shines like the morning star.
His brow is red like the beak of the Hornbill.
His forehead is like a flag, calling the people from a distance.
He resembles the rainbow.

THINKING ABOUT THE POEM

1. The bull is described vividly. Circle the four words below that best reveal how the poet feels about the bull. The poet thinks the animal is:

sad powerful embarrassing beautiful praiseworthy ugly magical

2. In this poem, the poet uses a poetic device called simile (SIM-uh-lee), which compares different parts of the bull to many different things: "My bull is dark like the raincloud in the storm." Similes compare one thing to another using the word like or as.

What's one thing the whiteness of the bull is compared to?

What's the bull's roar compared to? _____

The bull's forehead? _____

What similes can you think of? Try finishing these:

My sister-in-law talks like a _____

I'm tired as a _____

Answers: 1. powerful, beautiful, praiseworthy, magical; 2. a silver fish, a crane bird, or fresh milk; a cannon; a flag

Here's another poem written around 1866 by the American poet Emily Dickinson, who lived in Amherst, Massachusetts. In this poem, the poet capitalizes words we don't normally capitalize:



The Sky is Low

The Sky is low—the Clouds are mean
A Traveling Flake of Snow
Across a Barn or through a Rut
Debates if it will go—

A Narrow Wind complains all Day
How some one treated him.
Nature, like Us is sometimes caught
Without her Diadem.



Diadem:
a shiny crown

PERSONIFICATION

In "The Sky is Low," the poet uses a technique called **personification**. (Notice the word *person* in *personification*.) In other words, she gives human qualities to different parts of nature — clouds, a snowflake, the wind — even nature itself. For example, she gives the clouds a personality by saying they are "mean."

- What's happening in this poem? Circle all phrases that apply:
a storm is coming the sun's about to shine snow is falling
the wind is dying down the sky is clearing the wind is making noise
- A flake of snow is personified as having a mind. What word does the poet use to suggest the snowflake can think? _____
- What's the snowflake trying to decide? _____
- Is the wind personified as a man or a woman? _____ What word is the clue? _____
- What other word personifies the wind and gives it a human characteristic? _____
- What gender — male or female — is nature in this poem? _____
What's the clue word? _____
- If nature were wearing her diadem, what would the weather be like? _____
- Reread the last two lines. The poet is suggesting that human beings and nature are alike in some way. What's the similarity?

YOUR TURN TO PERSONIFY NATURE AND BE A POET:

What if a tree were a person? The tree is a _____
What if the ocean were a person? The ocean is a _____

Save your work for **YOUR PORTFOLIO**.



Answers: 1. a storm is coming, snow is falling, the wind is making noise; 2. the snow flake debates; 3. whether to fall on the barn or into a rut (a groove in the earth); 4. male, him; 5. the wind complains; 6. female, her; 7. sunny, bright, clear; 8. nature and humans are moody — we have bad days and good days

Good Reading, Good Writing

An excerpt from “The Card,” by Kathi Wellington Dukes

Kathi Wellington Dukes comes from a family of steelworkers. In this essay, which was published in *The Heat: Steelworker Lives and Legends* (Cedar Hill Publications), she writes about her grandfather (The Duke) and her father — two proud and loyal holders of the steelworkers’ union “Card.”



The Duke was a steel-working man. For fifty-one years he ate the dirt of the mills, like his father before him and his son afterward....He was the original owner of The Card.

The Duke and his brother traveled by boxcar to Indiana from the coal mines of Pennsylvania, looking for a better life than the mines had to offer. They were both hired by U.S. Steel. My grandfather was the brawn and his older brother was the brain and the mill sorted them out. The brother was sent up the ladder to a job in accounting, The Duke continued to eke out a living by the strength of his back. When his brother went salary and my grandfather went union, the feud began.

Never again to speak to one another, the brothers lived on opposite sides of the same street. As a child, my father got the worst beating of his life for crossing that street on his bike. My grandfather beat him with a belt all the way home. Until then, my father didn't even know he had an uncle, even though it was his only living relative in the country. My father never laid eyes on his uncle until The Duke died.

After the funeral, my father became the owner of The Card. He found it as he sorted through the remains of my grandfather's only belongings. No gold or diamonds, no money or antiques, just some old suits and a box of papers. The Card was nestled at the bottom of the box. My father carried it for the rest of his 43 years in the mill, where he worked as a switchman....

He told me The Card had mystical power in the hands of someone who believed in it. The Card got its power from the workers who had fought and died to make the union possible.

He said the strongest power was the power of the people.

The bosses, management, capitalists, and the government were all afraid of the power the unions held, he said. He gave me The Card when I started my 30-year prison term at the mill....He made me promise to carry The Card no matter where my life took me in the mill. It has been a promise I've kept....



MEET Kathi Wellington Dukes

Writing Out the Rage

In the late 1970s, Kathi Wellington Dukes hated her minimum-wage job and feared going home to a heavy-drinking husband who beat her. One day Kathi heard the local steel mill was hiring. She immediately put in an application, determined to be the fourth generation and the first woman in her family to work in steel. The job offer came just in time — by then, she was getting divorced and needed a bigger income to support her five-year-old son.

Today, Kathi looks back with a mixture of rage and pride on her 30 years as a laborer for Bethlehem Steel. It hasn't been easy, day after day, working amid dirt and danger, standing in what Kathi calls a "quagmire" of axle grease, lifting hundred-pound chunks of scrap metal onto a conveyor belt.

But that quagmire has proved a great source of memories and material for stories. In a creative-writing workshop organized by the Institute for Career Development (a program supported by Kathi's union, the United Steel Workers of America) and the steel companies, and taught by TV411's poet-in-residence Jimmy Baca, Kathi discovered a talent. She turned her toughest life experiences into emotion-packed stories that were published in *The Heat: Steelworker Lives & Legends*.

In class, Kathi learned two basic and important steps to good writing: 1) put everything down on paper, uncensored, and then 2) edit the work as many times as necessary to get it right. "I rewrite it, I soften it, I cut it, but I keep that inner rage that goes down on the paper first," Kathi explains. When she reads her work to audiences today, people wipe away the tears and give her standing ovations.

How does Kathi the steelworker feel about Kathi the writer? "Writing is ... like life," she says. "If you bottle it all inside, keep it all to yourself, nobody's ever going to know how you



feel about things. You just have to take that chance. "

FINE-TUNE YOUR WRITING

Think about an experience that stirs up deep emotions — anger, grief, joy, sympathy. Write what you remember — but don't censor your thoughts. Then rewrite, rewrite, rewrite — cutting, rewording, clarifying — to heighten the drama of your experience. Ask a friend to read your story and talk about whether the feelings came through. What needed to be cut or added to?

Save your work for
YOUR PORTFOLIO

Getting an Angle on Geometry

If, like **June Sakamoto**, you enjoy creative arts like **origami** (or-ee-GAH-mee) — Japanese paper-folding — you're already using basic geometrical shapes.

If you do carpentry or quilting, you work with lines and angles — that's geometry. If you install wall-to-wall carpeting, you can figure out the area of a room — that's geometry, too. So learning geometry isn't just for passing math tests on the GED.



LEARNING THE SHAPES


The most common geometrical shapes are called polygons. Polygons are **closed figures** made of straight lines. The straight lines form the **sides** of the polygon.



closed figure:
a polygon


open figure:
not a polygon

In any polygon, each side connects with two other sides. Wherever two sides meet, they form an **angle** — the space between the intersecting sides that is measured in units called degrees.



angle

For example, here's a familiar polygon — a rectangle — with four angles that measure 90 degrees each. Degrees are indicated by a small circle after the number.




There are many different types of polygons. Each polygon is defined by how many sides it has. Each polygon has a specific number of degrees its angles add up to.



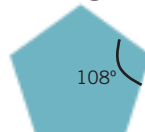
MATCH EACH POLYGON BELOW WITH ITS DEFINITION.

1. Square or Rectangle



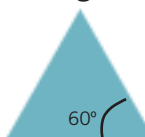
a. 3-sided figure. Its angles always total 180 degrees.

2. Pentagon



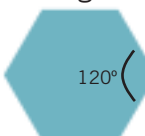
b. 8-sided figure. Its angles always total 1080 degrees.

3. Triangle



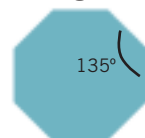
c. 6-sided figure. Its angles always total 720 degrees.

4. Hexagon



d. 4-sided figure. Its angles always total 360 degrees.

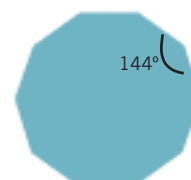
5. Octagon



e. 5-sided figure. Its angles always total 540 degrees.

WHAT IS THE NAME OF THIS MYSTERY POLYGON?

- a) nonagon (9 sides);
- b) decagon (10 sides) or
- c) heptagon (7 sides)



Answers: 1-d; 2-e; 3-a; 4-c; 5-b. The mystery polygon is a decagon. Its angles total

A LOVELY SHAPE


The art of **origami** transforms geometric shapes into fanciful creations. Here's an easy shape to make with a young child. At the end, your child will have had a lesson in geometry — with a paper heart as a souvenir.



Step 1: Find or cut a piece of colorful paper into a rectangle that is $8\frac{1}{2}$ " by $2\frac{1}{2}$ ".



Step 2: Spread out the paper with its long sides on the top and bottom. Fold it in half, left side to right side, and unfold it. There should be a crease in the middle, like this:




1. Are the halves symmetrical or asymmetrical?

Step 3: Fold the top left edge to run alongside the crease, to look like this.




Step 4: Fold the top right edge to run alongside the folded-over paper, to look like this.




2. How many sides does this polygon have? What's its name?

Step 5: Turn the paper over and then upside down, like this. Fold down the four corners at the top.



3. What's this polygon made by the flower pattern called?



Step 6: Turn the paper over. Does your heart match this one?



KEEPING TRACK

Use this check list to keep track of the work you did in this issue. Check off everything that you completed.

If you finished Workbook 28, this is what you have done:	Completed ✓
■ Learned a new word: asymmetrical	
■ Practiced interpreting common symbols	
■ Learned the names of basic geometrical shapes and made an origami heart	
■ Interpreted the meanings of different types of artwork	
■ Read two poems and answered comprehension questions	
■ Read a profile of a woman steelworker and her article about getting a union card	
■ Completed a rebus puzzle	

TUNE IN TO LEARNING WITH TV411®

TV411 In Print is produced by **ALMA**, The Adult Literacy Media Alliance. **ALMA**'s mission is to help adults gain the basic reading, writing and math skills they need to achieve their goals. We also produce **TV411**, the award winning educational television show broadcast on public television and cable stations throughout the country, and the Web site www.tv411.org with lessons and activities for adult learners and lesson plans for teachers. **ALMA** also provides training services to any organization teaching or supporting literacy learners.

Check your local TV listings for **TV411** in your area.

Check your local library or literacy program for **TV411** videos and workbooks like this one.

For more information about our products and services and how to obtain them, write to **ALMA**, 96 Morton Street, 7th Floor, New York, NY 10014, call us at **1-800-304-1922** or e-mail us at alma@edc.org.

ALMA is a not for profit affiliate of the Education Development Center, Inc.

ALMA/TV411 In Print Staff:


Executive Director: Marian Lapsley Schwarz, Ph.D.; Deputy Director: Alex Quinn; Curriculum Director: Lora Myers; Writers: Joan Behar, Tamar Kupiec, Lora Myers; Editor: Joan Behar; Curriculum Consultant: Jon Star, Ph.D.; Copyeditors: Laura Perry, Nancy Rademacher.









Art Direction/Design: R studio T, NYC. Illustrated by Felipe Galindo, Annika Nelson, Sarah Wilkins, Gwendolyn Wong. Education Development Center, Inc. Copyright © 2003.



Kentucky Educational Television
560 Cooper Dr., Lexington, KY 40502
Toll-free (800) 354-9067

READ THE REBUS

A RE- is a code that uses pictures, letters, and words to convey a message. Can you decipher these?

-  is 
- T +  's 1 2 3 4 5 6 7 8 9 0
1 2 s a f e t y 9 0
1 2 3 4 5 6 7 8 9 0
- A   't st + & on its own
  - l it's 2  + d

Featured Quote from this Episode of TV411

"Express Yourself." Madonna

ANSWERS

p. 4: Reading Art: Try It: 1. 3 (3 pairs of eyes); 2. playing music (Look for musical instruments in the painting); 3. b

More Practice: 1. mother & son; 2. he's about to leave; 3. relatives or friends coming to say goodbye; 4. sad or serious - no one is smiling; 5. Leaving Home or Son Leaves Family. **NOTE:** The painting's title is *Breaking Home Ties*.

p. 5: Keep Practicing: 1. city; 2. no mountains, rivers, lakes, animals; like the city, the painting feels crowded and there's a lot going on at once; 3. noisy, busy, exciting. **NOTE:** The painting's title is *The City*.

1. D; 2. F; 3. A; 4. E; 5. C; 6. B

Rebus Puzzle: 1. Time is money; 2. There's safety in numbers; 3. A bicycle can't stand on its own because it's two-tired.



ISBN 0-89292-484-5